


WHAT IS IT LIKE TO MONITOR



ecvet MOBILITY



 Pedagogical objectives that are defined by the home school according to the National Diploma that the participant is taking. These Los can be selected by both the school and the hosting company Tutor to make sure they can be achieved during the internship (LOs)

Before the internship

You receive

- A list of **Learning Outcomes** 
- The learner's **CV** 




Advantage

You have a clear picture of the learner's profile & objectives



This step of the **ecvet** helps you to

- Find relevant information quickly:  CV offers a clear, logical, standardized structure
- Confirm you can provide an appropriate internship
- Organise the internship efficiently before it starts
- Select an appropriate mentor for the learner
- Know exactly what to evaluate (LOs)
- Validate the learner's mobility experience as part of her/his course of study




A CV with a standardized structure

Advantage

You and the learner agree on -and commit to- **clear objectives**

You sign the **Learning Agreement (LA)** 

 This contract is issued and signed by the school, the hosting company and the participant. It clarifies all the details of the internship, the mutual commitment and the learner's objectives

During the internship

You **assist** the learner

- By giving him/her **clear tasks** to perform
- By making sure he/she has **understood you**
- By dealing with **possible issues** (organization, rules, communication)
- By informing the intermediary organization about the **learner's adaptation**



You **supervise** the learner


- By insuring her/his **integration** in the team
- By evaluating her/his **progress and improvement of competences**
- By **giving feedback** to the mobility organization (it can be the local intermediary or the home county school)



At the end of the internship

The mobility organisation fills in the **EUROPASS MOBILITY**

You sign it when completed

 The standart document in use throughout Europe which formally records details of the skills and competences acquired by a learner during the mobility

You fill in the **INTERNSHIP CERTIFICATE**

This document certifies the internship including places and dates

 This document is issued by the Hosting company. It details the internship dates and place, eventually the tasks achieved and comments

This step of the **ecvet** helps you to

- Give the learner's school a detailed, structured account of the internship
- Contribute to the validation of the mobility experience in his/her national diploma
- Highlight the good practices he/she learnt from you
- Highlight the good practices you learnt from him/her

You fill in the **EVALUATION GRID**

 The document allowing the company to assess the Learning Outcomes achieved through the internship tasks

